

Senior Exit Survey 2010

207 Responses, Sample represents 85% of the target audience and is statistically significant

93 Female, 114 Male

3 African American, 1 Hispanic, 104 White/Caucasian, 2 Other, 97 Would Rather Not Say,

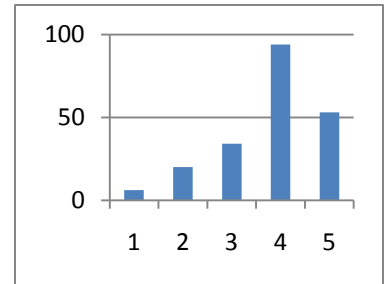
Data from 2009 is statistically insignificant due to 53 total responses.

Data is a ranking from 1 to 5 with 1 being least favorable, 3 being neutral, 5 being the most favorable.

- 1 Overall, how satisfied are you with the education you are receiving in the academic classes you are taking from Warren County Career Center?

2009: 4.00

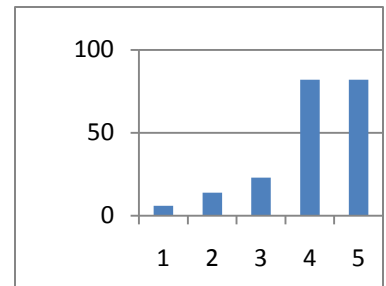
2010: 3.81



- 2 Overall, how satisfied are you with the assistance you received in enrolling in classes at Warren County Career Center?

2009: 4.32

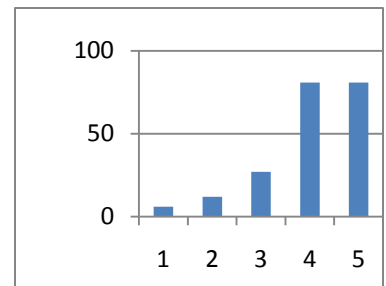
2010: 4.06



- 3 Overall, how satisfied are you with all of your experiences with taking Warren County Career Center classes?

2009: 4.23

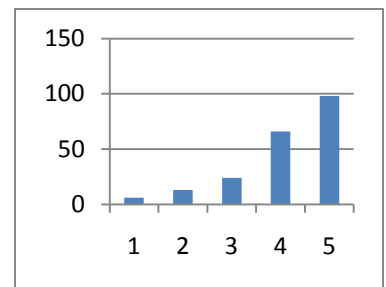
2010: 4.07



- 4 If a friend or family member were thinking about taking Warren County Career Center classes on campus or at your home school, how likely would you be to recommend it?

2009: 4.35

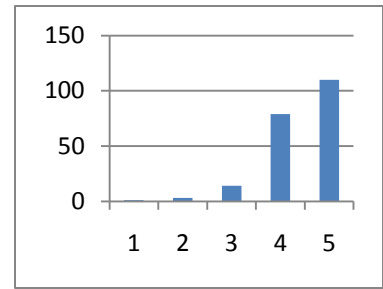
2010: 4.16



5 Students can find programs to pursue their educational goals after high school....

2009: 4.46

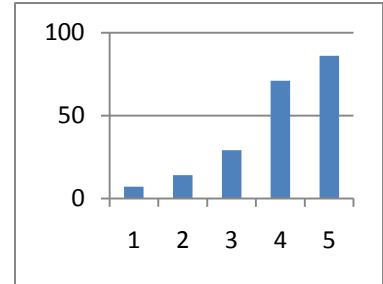
2010: 4.42



6 Students are given confidence that they can succeed.

2009: 4.14

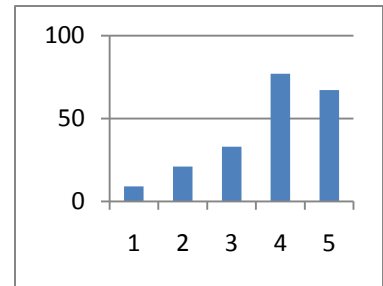
2010: 4.05



7 Students are given extra help when needed.

2009: 3.96

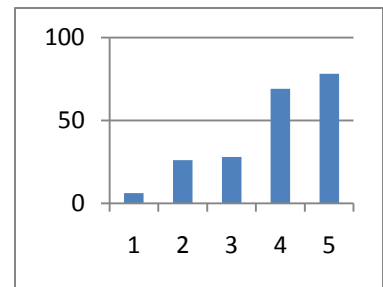
2010: 3.84



8 Faculty and staff take a personal interest in students.

2009: 4.02

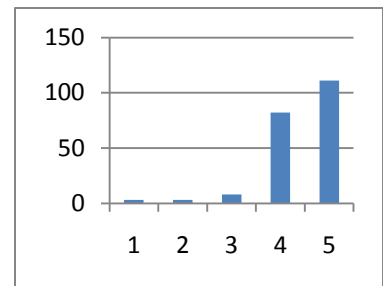
2010: 3.92



9 Students can find programs to pursue their career goals and interests.

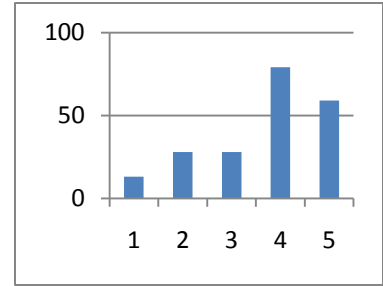
2009: 4.54

2010: 4.42



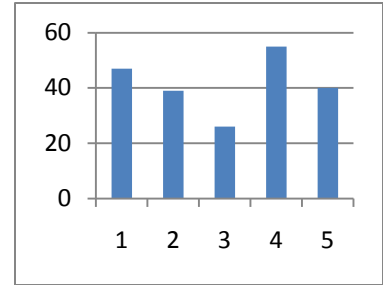
10 Students are treated with respect.

2009: 3.64
2010: 3.71



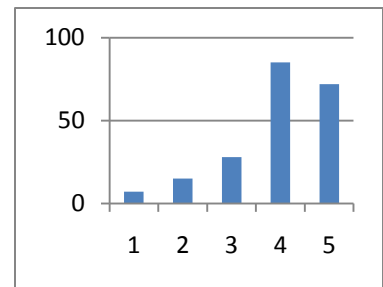
11 Students receive information about home school extracurricular activities in timely manner.

2009: 2.95
2010: 3.01



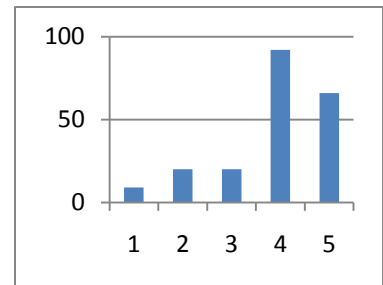
12 Faculty have high quality equipment.

2009: 3.80
2010: 3.96



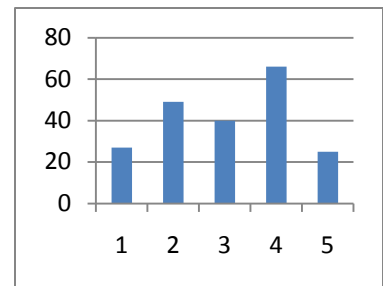
13 Student achievement is recognized and rewarded.

2009: 4.13
2010: 3.91



14 Students find their education challenging.

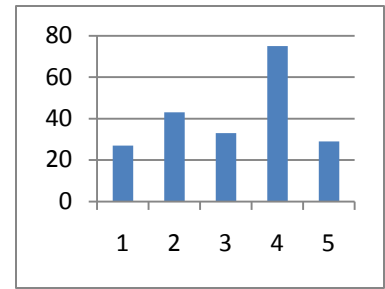
2009: 3.11
2010: 3.07



15 Students follow the Warren County Career Center code of conduct.

2009: 3.14

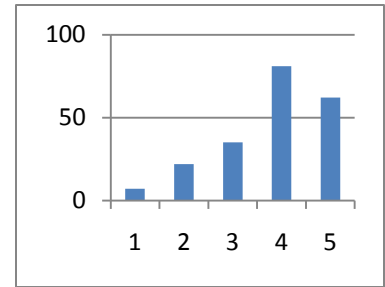
2010: 3.18



16 Faculty have high expectations for students and encourage them to work hard.

2009: 3.75

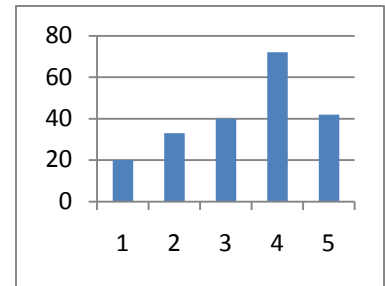
2010: 3.81



17 Faculty have high quality textbooks and/or instructional materials.

2009: 3.14

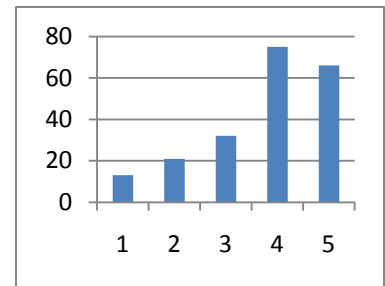
2010: 3.40



18 Faculty and counselors provide students with the information and resources to get jobs.

2009: 3.82

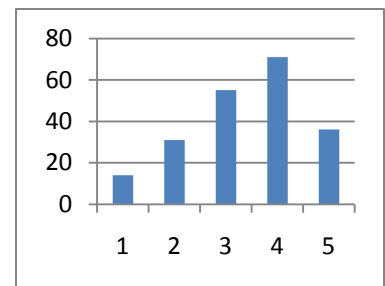
2010: 3.78



19 Faculty communicate well with parents.

2009: 3.23

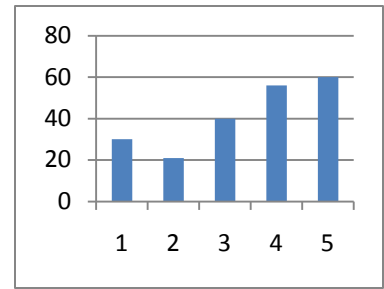
2010: 3.40



20 Students do not fear or feel threatened by other students.

2009: 3.23

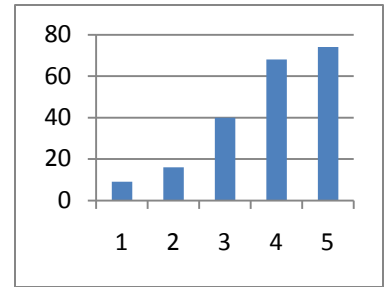
2010: 3.47



21 Faculty and staff encourage and help students apply for jobs or college before leaving school.

2009: 3.82

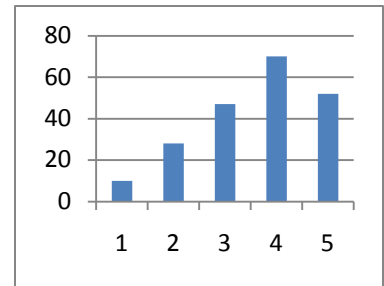
2010: 3.87



22 Students are given the help they need to get ready for college entrance tests.

2009: 3.63

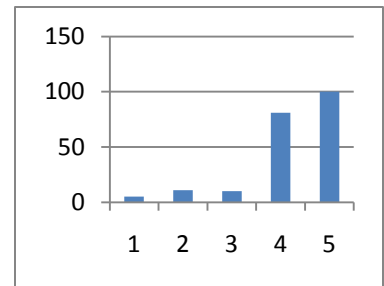
2010: 3.061



23 Faculty provide students with hands-on learning.

2009: 4.34

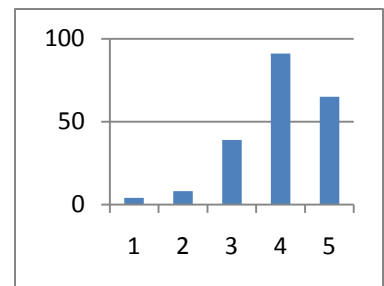
2010: 4.25



24 Students see the relevance of what they are learning for their career and educational goals.

2009: 4.00

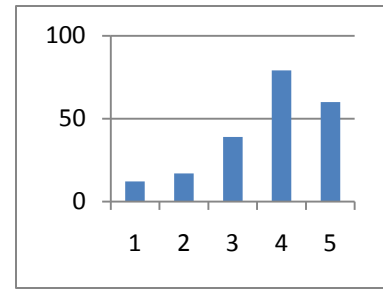
2010: 3.99



25 Students are given the counseling and support they need to deal with problems.

2009: 3.84

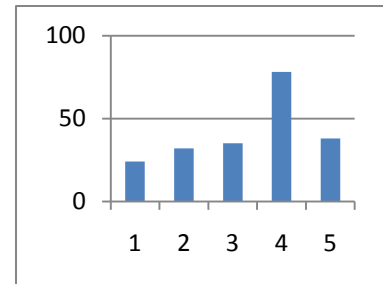
2010: 3.76



26 Students encourage each other to work hard and succeed.

2009: 3.14

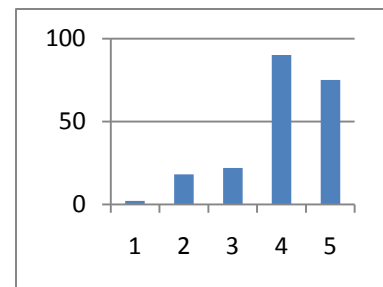
2010: 3.37



27 Faculty are knowledgeable about the subjects they teach.

2009: 3.86

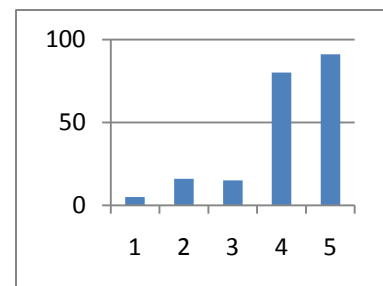
2010: 4.06



28 I learned something useful from this class/es.

2009: 4.25

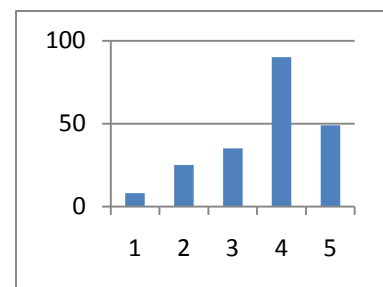
2010: 4.14



29 Students get regular feedback from teachers that help them do better.

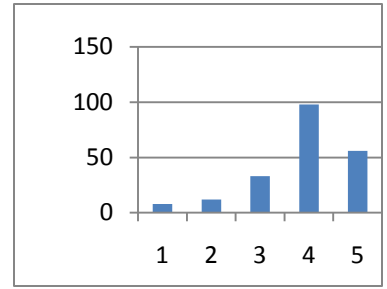
2009: 3.55

2010: 3.72



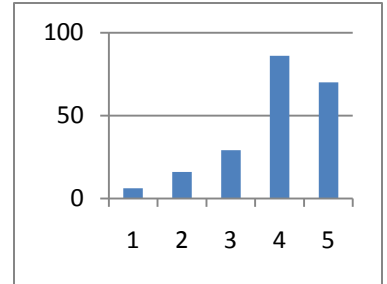
30 Faculty encourage discussion and participation.

2009: 3.77
2010: 3.89



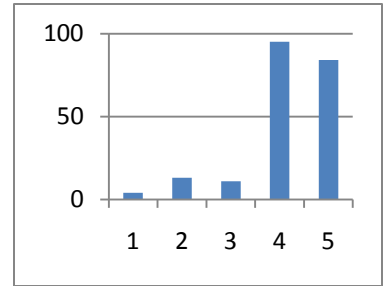
31 Faculty and counselors provide students with the information and resources to apply for college.

2009: 3.86
2010: 3.95



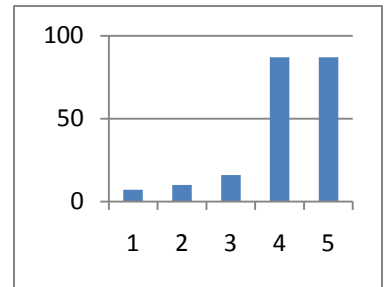
32 Buildings and classrooms are clean

2009: 3.50
2010: 4.17



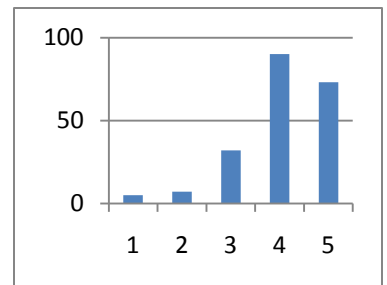
33 Faculty came prepared for class.

2009: 4.09
2010: 4.15



34 Students know what is expected by their teachers

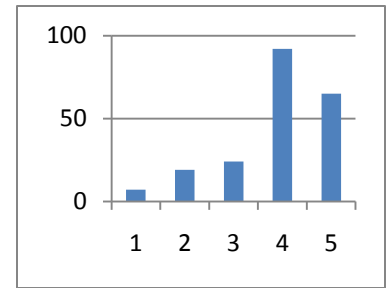
2009: 4.09
2010: 4.06



35 Students know what material they will be tested on.

2009: 3.68

2010: 3.92



36 Students take personal responsibility for learning.

2009: 3.75

2010: 3.76

